

Brandes Global Value Fund

A sub-fund of Brandes Investment Funds plc

Fund Information

Total Net Asset Value (mil.) \$493.9

Legal Structure UCITS

Manager Brandes Investment Partners (Europe) Limited

Trade Frequency Daily

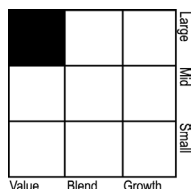
Dealing Cutoff 16:00 New York Time

Registered AT, CH, DE, ES, FR, IE, IS, LUX, NL, SE, UK

Management Fee 0.70%

SFDR Classification Article 8

Morningstar Style Box™



The Morningstar Style Box™ reveals a fund's investment strategy by showing its investment style and market capitalization based on the fund's portfolio holdings.

Top 10 Holdings (%)†

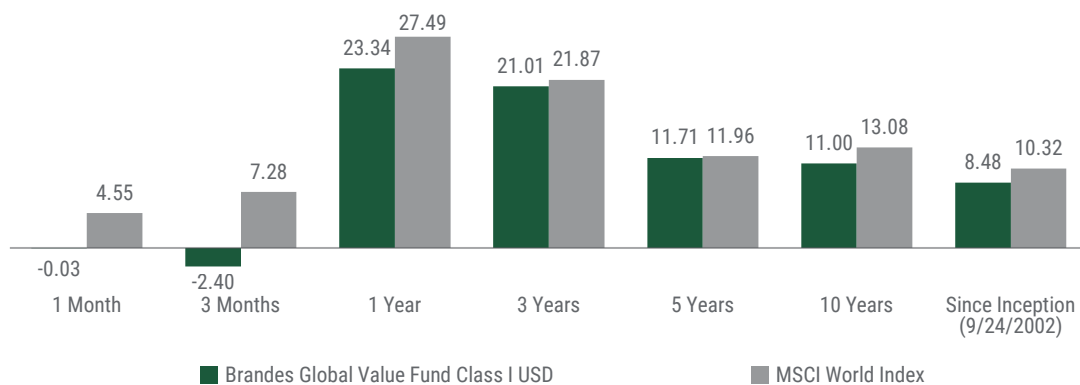
Issuer	%
Taiwan Semiconductor Manufacturi	2.59
Sanofi SA	2.51
Shell PLC	2.45
Samsung Electronics Co Ltd	2.42
SAP SE	2.32
GSK PLC	2.29
Becton Dickinson & Co	2.22
TotalEnergies SE	2.20
The Cigna Group	2.14
Erste Group Bank AG	2.14
Top 10 as % of Fund	23.28

Holdings are subject to change at any time and should not be considered a recommendation to buy or sell particular securities. Current and future fund holdings are subject to risk.

BRANDES
INVESTMENT FUNDS PLC

- **Fund Objective:** Long-term capital appreciation by investing primarily in global equity securities of issuers listed or traded on Recognised Exchanges whose equity market capitalizations exceed \$5 billion at the time of purchase.
- **Investment Approach:** Brandes Investment Partners is a bottom-up, value-oriented global equity and fixed income manager. Brandes believes that a strategy of buying businesses at a discount to the firm's estimate of their true value has the potential to produce competitive long-term results.

Performance (%)



Source: Brandes, MSCI. Past performance may not be a reliable guide to future performance. Periods of greater than one year have been annualized. The performance data do not take account of the commissions and costs incurred on the issue and redemption of units. Changes in exchange rates may have an adverse effect on the value price or income of the product. Performance is shown net of fund and share class fees. It is not possible to invest directly in an index.

Characteristics†

Brandes Global Value Fund vs. MSCI World Index

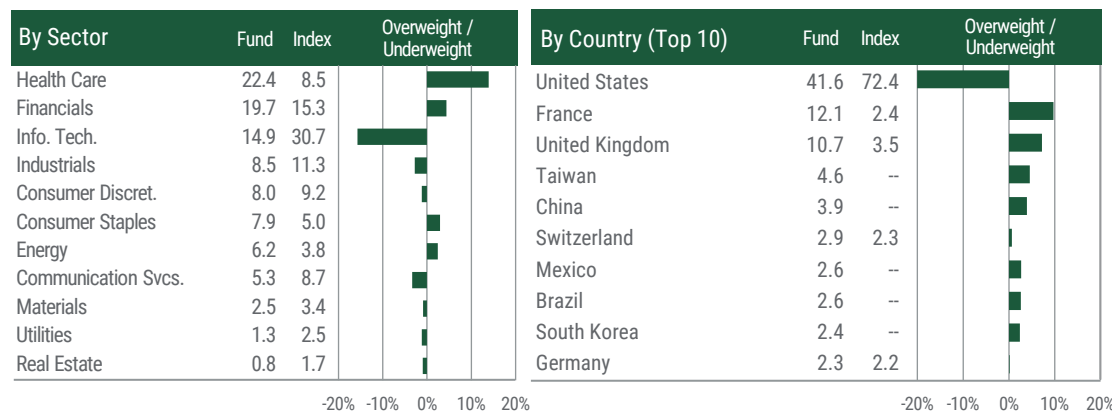
	Fund	Index		Fund	Index
Price/Book	1.8x	4.1x	Active Share (%)	94.1	--
Price/Earnings	13.7x	24.7x	Number of Holdings	66	--
Price/Cash Flow	9.5x	17.9x	Avg. Market Cap (billions)	\$239.5	\$1,060.5
Dividend Yield (%)	2.84	1.53	Cash (%)	2.5	--

Source: Bloomberg, FactSet, MSCI.

The dividend yield is that of the securities in the portfolio and is not reflective of the yield distributed to shareholders.

Allocations†

Brandes Global Value Fund vs. MSCI World Index



Source: Brandes, MSCI. Allocations are subject to change at any time.

†Data as of 5/31/2026

Performance (%)

	NAV	1 Month	3 Months	YTD	1 Year	3 Years	5 Years	10 Years	Since Inception		
									Fund	Index	Inception Date
Class I EUR	€ 52.55	0.59	-1.13	4.29	20.06	17.55	12.73	10.47	7.29	9.03	11/1/2002
Class A EUR	€ 40.71	0.52	-1.36	3.91	18.97	16.51	11.73	9.54	6.16	9.06	11/29/2002
MSCI World Index EUR		5.10	8.55	11.20	24.02	18.26	13.01	12.55			
Class I USD	\$ 68.75	-0.03	-2.40	3.51	23.34	21.01	11.71	11.00	8.48	10.32	9/24/2002
Class A USD	\$ 51.06	-0.10	-2.61	3.13	22.24	20.32	11.21	10.63	7.18	9.80	11/29/2002
MSCI World Index USD		4.55	7.28	10.49	27.49	21.87	11.96	13.08			
Class I GBP	£71.00	1.01	-2.34	3.59	23.37	17.85	12.91	12.32	8.70	10.47	11/29/2002
Class I1 GBP	£26.48	1.03	-2.32	3.59	23.40	17.86	12.91	11.81	7.27	10.35	4/18/2007
Class A GBP	£58.88	0.94	-2.55	3.24	22.31	17.06	12.26	11.42	7.84	10.47	11/29/2002
Class A1 GBP	£32.53	0.93	-2.58	3.17	22.24	16.75	11.85	12.01	9.55	11.81	4/7/2010
MSCI World Index GBP		5.40	7.00	10.25	27.54	18.51	13.15	13.96			

Share Class Details

Share Class	ISIN	CUSIP	Sedol	Bloomberg	Valoren	WKN	Inception Date	Total Expense Ratio % ¹	Morningstar Rating™ Overall ²
Class I USD	IE0031574191	G1309T154	3205578	BRANGEI	1530592	260186	9/24/2002	0.86	★★★★
Class I EUR	IE0031574209	G1309T147	3219999	BRANGEI	1530576	260187	11/1/2002	0.87	★★★
Class I GBP	IE0031574423	G1309T105	3237827	BIFGEE	1530583	260188	11/29/2002	0.89	★★★★
Class I1 USD	IE00BYWTYM20	G1309T683	BYWTYM2	BRNG1U	37873322	A2DU24			
Class I1 GBP	IE00B1SHJJ14	G1309T311	B1X04R8	BRGLEFI	2959190	A0MNJD	4/18/2007	0.85	★★★
Class A USD	IE0031573896	G1309T121	3237850	BIFGAE	1530557	260179	11/29/2002	1.75	★★★
Class A EUR	IE0031573904	G1309T139	3237861	BIFGAE	1530566	260180	11/29/2002	1.78	★★★
Class A GBP	IE0031574084	G1309T113	3237849	BIFGEAS	1530586	260185	11/29/2002	1.75	★★★
Class A1 USD	IE00BYWTYL13	G1309T675	BYWTYL1	BRNGA1U	37873322	A2DU24			
Class A1 GBP	IE00B1SHJL36	G1309T329	B1SHJL3	BIFGEA1	2959192	A0MNJE	4/7/2010	1.79	★★★★

Performance is shown net of fund and share class fees.

¹Based on the actual expenses over the trailing twelve month period ended 5/31/2026. ²Out of 590 Global Large-Cap Value Equity funds as of 5/31/2026. Class I Shares will generally be offered to institutional investors only, as determined by the fund's directors in their absolute discretion. The minimum initial subscription applicable to Class I Shares is \$1 million or its equivalent in another currency, save for Class I Shares with a GBP denominated currency for which there is a minimum initial subscription of £10,000. Class A Shares may be offered by appointed distributors only. The minimum initial subscription applicable to A Shares is \$10,000 or its equivalent in another currency. A distribution fee of up to 1% of the net asset value of the relevant Class A Shares shall be payable out of the assets of the share class to the distributors. Class I1 and A1 Shares are distributing share classes. Distributions are paid on an annual basis with the record date being the last business day of the calendar year.

Source: Brandes, Morningstar, MSCI. MSCI has not approved, reviewed or produced this report, makes no express or implied warranties or representations and is not liable whatsoever for any data in the report. You may not redistribute the MSCI data or use it as a basis for other indices or investment products. The MSCI World Index with net dividends captures large and mid cap representation of developed markets. ©2026 Morningstar, Inc. All rights reserved. The information contained herein: (1) is proprietary to Morningstar and/or its content providers; (2) may not be copied or distributed; and (3) is not warranted to be accurate, complete, or timely. Neither Morningstar nor its content providers are responsible for any damages or losses arising from any use of this information. Past performance is no guarantee of future results. The Morningstar Rating™ for funds or "star rating", is calculated for managed products (including mutual funds, variable annuity and variable life subaccounts, exchange-traded funds, closed-end funds, and separate accounts) with at least a three-year history. Exchange-traded funds and open-ended mutual funds are considered a single population for comparative purposes. It is calculated based on a Morningstar Risk-Adjusted Return measure that accounts for variation in a managed product's monthly excess performance, placing more emphasis on downward variations and rewarding consistent performance. The top 10% of products in each product category receive 5 stars, the next 22.5% receive 4 stars, the next 35% receive 3 stars, the next 22.5% receive 2 stars, and the bottom 10% receive 1 star. The Overall Morningstar Rating for a managed product is derived from a weighted average of the performance figures associated with its three-, five-, and 10-year (if applicable) Morningstar Rating metrics. The weights are: 100% three year rating for 36-59 months of total returns, 60% five-year rating/40% three-year rating for 60-119 months of total returns, and 50% 10-year rating/30% five-year rating/20% three-year rating for 120 or more months of total returns. While the 10-year overall star rating formula seems to give the most weight to the 10-year period, the most recent three-year period actually has the greatest impact because it is included in all three rating periods. Brandes Global Value Fund was rated against the following numbers of Global Large-Cap Value Equity funds over the following time periods: 590 funds in the last three years, 455 funds in the last five years, and 337 funds in the last ten years. Past performance is no guarantee of future results.

This Fund promotes environmental and/or social characteristics and is classified as an Article 8 fund under the EU's Sustainable Finance Disclosure Regulation ("SFDR").

Additional Information for French investors: Investors should note that, relative to the expectations of the Autorité des Marchés Financiers, this UCITS presents disproportionate communication on the consideration of non-financial criteria in its investment policy.

This document is an advertisement for marketing purposes. Before subscribing, please read the prospectus and the key information document for packaged retail and insurance-based investment products (the "PRIIPs KID") or, for UK investors, the key investor information document (the "UCITS KIID").

Shares in the Fund are offered only on the basis of information contained in the prospectus, PRIIPs KID, for UK investors the UCITS KIID, and the latest annual audited accounts. Copies are available free of charge from Brandes Investment Partners (Europe) Limited at Alexandra House, The Sweepstakes, Ballsbridge, Dublin, D04 C7H2, Ireland or on <https://www.brandes.com/ucits/resources>. The PRIIPs KID and UCITS KIID are available in English, Dutch, French, German and Spanish. The prospectus is available in English and German. For a summary of Shareholder Rights, go to <https://www.brandes.com/docs/publication/handout/shareholderrightssummaryucits>.

This report is produced by the manager for marketing purposes only and does not constitute an offer or solicitation to subscribe for shares in Brandes Investment Funds plc (the "Company"). For more information on the risks associated with the Fund, please refer to the section entitled Risk Factors in the main body of the prospectus and the Fund's supplement to the prospectus. Full details regarding the Fund are set out in the key information document for packaged retail and insurance-based investment products (the "PRIIPs KID") or, for UK investors, the key investor information document (the "UCITS KIID"), the prospectus, the articles of association and the latest financial reports published for the Company (collectively the "Fund Documents"). Before any subscription, it is recommended that you read carefully the Fund Documents. The information provided in this material should not be considered a recommendation to purchase or sell any particular security. Income may fluctuate in accordance with market conditions and taxation arrangements. Investment in the Fund described in this report carries a substantial degree of risk and places your capital at risk. The price and value of investments can go down as well as up. Your investment may be subject to a redemption fee. You may not get back the original amount invested and you may lose all of your investment. Strategies discussed are subject to change at any time by the manager in its discretion due to market conditions or opportunities.

The Fund Documents may be obtained without cost by contacting the Administrator for the Fund, your Financial Representative, or at the offices of the paying agent or representative in each jurisdiction. Austria, Belgium, France, Germany, Luxembourg, Netherlands, Sweden and the United Kingdom: FE fundinfo (Luxembourg) S.à.r.l., 6 Boulevard des Lumières, Belvaux, 4369 Luxembourg. Spain: Allfunds Bank, S.A., Estafeta 6, la Moraleja, Complejo Plaza de la Fuente, Alcobendas, Madrid, Spain. Switzerland: Representative and Paying Agent: BNP Paribas Securities Services, Paris, succursale de Zurich, Selnaustrasse 16, CH-8002 Zurich, Switzerland. Please note that not all share classes are available in each of the foregoing jurisdictions listed above. All official documentation is also available at www.brandes.com. This report may not be used in any jurisdiction except under circumstances that will result in compliance with any applicable laws and regulations. The fund is not offered or sold to "U.S. Persons" as defined in Regulation S of the U.S. Securities Act of 1933. This report is reserved for professional clients as defined by the European Directive 2004/39/EC dated 21 April 2004 (MiFID) and is not for retail distribution. Brandes Investment Partners (Europe) Limited is regulated by the Central Bank of Ireland and is registered in Ireland at the below address. Registration number 510203.

Brandes Investment Funds plc has not been registered under the United States Investment Company Act of 1940, as amended, nor the United States Securities Act of 1933, as amended (1933 Act). No shares may be offered or sold, directly or indirectly in the United States or to any U.S. person unless the securities are registered under the 1933 Act, or an exemption from the registration requirements of the 1933 Act is available. A "U.S. person" is defined as (a) any individual who is a citizen or resident of the United States for federal income tax purposes; (b) a corporation, partnership or other entity created or organized under the laws of or existing in the United States; (c) an estate or trust the income of which is subject to United States federal income tax regardless of whether such income is effectively connected with a United States trade or business. In the United States, this material may be distributed only to a person who is a "distributor," or who is not a "U.S. person," as defined by Regulation S under the U.S. Securities Act of 1933 (as amended).