

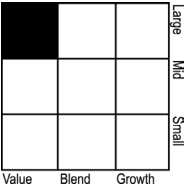
Brandes U.S. Value Fund

A sub-fund of Brandes Investment Funds plc

Fund Information

Total Net Asset Value (mil.)	\$1,716.0
Legal Structure	UCITS
Manager	Brandes Investment Partners (Europe) Limited
Trade Frequency	Daily
Dealing Cutoff	16:00 New York Time
Registered	AT, CH, DE, ES, FR, IE, LUX, NL, UK
Management Fee	0.70%
SFDR Classification	Article 8

Morningstar Style Box™



The Morningstar Style Box™ reveals a fund's investment strategy by showing its investment style and market capitalization based on the fund's portfolio holdings.

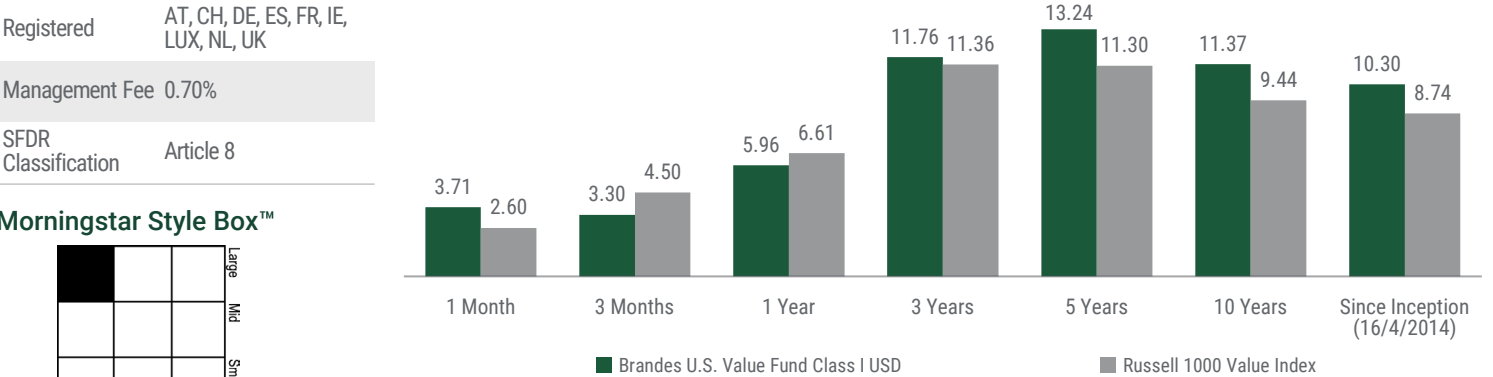
Top 10 Holdings (%)†

Issuer	%
Merck & Co Inc	3.42
Citigroup Inc	2.79
Bank of America Corp	2.66
Textron Inc	2.60
HCA Healthcare Inc	2.58
Wells Fargo & Co	2.41
Becton Dickinson & Co	2.38
FedEx Corp	2.37
SS&C Technologies Holdings Inc	2.37
Cigna Group/The	2.31
Top 10 as % of Fund	25.89

Holdings are subject to change at any time and should not be considered a recommendation to buy or sell particular securities. Current and future fund holdings are subject to risk.

- Fund Objective:** Long-term capital appreciation by investing in equity and equity related securities of U.S. issuers whose equity market capitalizations exceed \$5 billion at the time of purchase. Suitable for retail investors with a long-term investment horizon (5 years or more) who can tolerate high levels of volatility and the risk of significant capital loss.
- Investment Approach:** Brandes Investment Partners is a bottom-up, value-oriented global equity and fixed income manager. Brandes believes that a strategy of buying businesses at a discount to the firm's estimate of their true value has the potential to produce competitive long-term results. The sub-fund is considered to be actively managed in reference to the Russell 1000 Value Index by virtue of the fact that it uses the Russell 1000 Value Index for performance comparison purposes.

Performance (%)



Source: Brandes, Russell. Past performance may not be a reliable guide to future performance. Periods of greater than one year have been annualized. The performance data do not take account of the commissions and costs incurred on the issue and redemption of units. Changes in exchange rates may have an adverse effect on the value price or income of the product. It is not possible to invest directly in an index.

Characteristics†

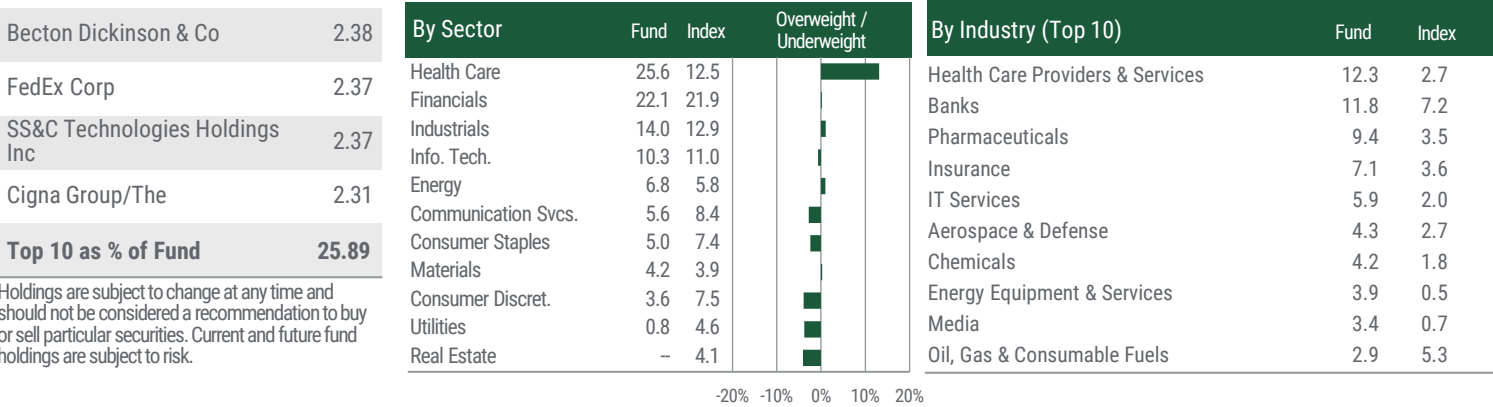
Brandes U.S. Value Fund vs. Russell 1000 Value Index

	Fund	Index
Price/Book	1.9x	3.0x
Price/Earnings	13.5x	20.9x
Price/Cash Flow	10.2x	13.4x
Dividend Yield (%)	2.07	1.84
Active Share (%)	83.2	--
Number of Holdings	60	--
Avg. Market Cap (billions)	\$190.4	\$299.1
Cash (%)	2.0	--

Source: Bloomberg, FactSet, Russell. The dividend yield is that of the securities in the portfolio and is not reflective of the yield distributed to shareholders.

Allocations†

Brandes U.S. Value Fund vs. Russell 1000 Value Index



Source: Brandes, Russell. Allocations are subject to change at any time.

†Data as of 30/11/2025

Performance (%)

	NAV	1 Month	3 Months	YTD	1 Year	3 Years	5 Years	10 Years	Since Inception		Inception Date
									Fund	Index	
Class I EUR	€ 59.95	3.08	4.19	1.16	-3.31	7.79	13.83	10.25	12.95	11.46	16/3/2011
Russell 1000 Value Index EUR		2.04	5.40	2.16	-2.98	7.01	11.97	8.41			
Class I USD	\$ 31.27	3.71	3.30	13.26	5.96	11.76	13.24	11.37	10.30	8.74	16/4/2014
Class I1 USD	\$ 14.32	3.69	3.24	13.24	5.92	11.69	--	--	9.37	7.79	24/8/2021
Class B USD	\$ 10.37	3.70	--	--	--	--	--	--	3.70	3.46	17/10/2025
Class R USD	\$ 11.01	3.67	3.28	--	--	--	--	--	10.10	10.45	19/5/2025
Russell 1000 Value Index USD		2.60	4.50	14.50	6.61	11.36	11.30	9.44			
Class I GBP	£12.44	2.89	5.42	7.06	1.97	--	--	--	8.15	8.38	16/2/2023
Russell 1000 Value Index GBP		1.74	6.55	8.23	2.27	7.47	11.46	10.84			

Single Year Performance Over Five Years (%)

	10/01/2024 - 09/30/2025	10/01/2023 - 09/30/2024	10/01/2022 - 09/30/2023	10/01/2021 - 09/30/2022	10/01/2020 - 09/30/2021
Class I USD	9.73	25.74	18.59	-9.79	42.67
Russell 1000 Value Index USD	8.78	26.91	13.65	-11.92	34.18

Share Class Details

Share Class	ISIN	CUSIP	Sedol	Bloomberg	Valoren	WKN	Inception Date	Ongoing Charges % ¹	Morningstar Rating ² Overall ²
Class I USD	IE0031575495	G1309T170	3157549	BRUSIUS	1555606	260206	16/4/2014	0.85	★★★★
Class I EUR	IE0031575503	G1309T204	3157550	BRUSEIA	1555610	260207	16/3/2011	0.85	★★★★
Class I GBP	IE0031575610	G1309T188	3157561	BRUSIGP	1555612	260220	16/2/2023	0.84	
Class I1 USD	IE00BYWVTP50	G1309T741	BYWVTP5	BRNUI1U	37873322	A2DU24	24/8/2021	0.90	
Class I1 GBP	IE00B1SHJN59	G1309T337	B1SHJN5	BRUS1G	2960112	A0MNJB			
Class B USD	IE0000S6J4T8	G1309W157	BSNRHQ8	BRUSVLB	147527882	A41ENF	17/10/2025	1.67	
Class R USD	IE000S93KUK3	G1309W207	BTVLDP0	BRUVFUR	143512922	A415CG	19/5/2025	0.83	

Performance is shown net of fund and share class fees. Past performance may not be a reliable guide to future performance.

¹Based on the actual expenses over the trailing twelve month period ended 30/11/2025. ²Out of 474 U.S. Large-Cap Value Equity funds as of 30/11/2025. Class I Shares will generally be offered to institutional investors only, as determined by the fund's directors in their absolute discretion. The minimum initial subscription applicable to Class I Shares is \$1 million or its equivalent in another currency, save for Class I Shares with a GBP denominated currency for which there is a minimum initial subscription of £10,000. Class I1 is a distributing share class. Distributions are paid on an annual basis with the record date being the last business day of the calendar year.

Source: Brandes, Morningstar, Russell. The Russell 1000 Value Index with net dividends measures performance of the large cap segment of the U.S. equity universe. Securities are categorized as growth or value based on their relative book-to-price ratios, historical sales growth, and expected earnings growth. ©2025 Morningstar, Inc. All rights reserved. The information contained herein: (1) is proprietary to Morningstar and/or its content providers; (2) may not be copied or distributed; and (3) is not warranted to be accurate, complete, or timely. Neither Morningstar nor its content providers are responsible for any damages or losses arising from any use of this information. Past performance is no guarantee of future results. For more information about the Morningstar Rating, including its methodology, go to global.morningstar.com/managerdisclosures.

This Fund promotes environmental and/or social characteristics and is classified as an Article 8 fund under the EU's Sustainable Finance Disclosure Regulation ("SFDR"). Full details can be found in the Prospectus.

Additional Information for French investors: *Investors should note that, relative to the expectations of the Autorité des Marchés Financiers, this UCITS presents disproportionate communication on the consideration of non-financial criteria in its investment policy.* Full details can be found in the Prospectus.

This report is produced by the manager for marketing purposes only and does not constitute an offer or solicitation to subscribe for shares in Brandes Investment Funds plc (the "Company"). For more information on the risks associated with the Fund, please refer to the section entitled Risk Factors in the main body of the prospectus and the Fund's supplement to the prospectus. Full details regarding the Fund are set out in the key information document for packaged retail and insurance-based investment products (the "PRIIPs KID") or, for UK investors, the key investor information document (the "UCITS KIID"), the prospectus, the articles of association and the latest financial reports published for the Company (collectively the "Fund Documents"). Before any subscription, it is recommended that you read carefully the Fund Documents. The information provided in this material should not be considered an investment advice within the meaning of the MiFID II Directive. Income may fluctuate in accordance with market conditions and taxation arrangements. Investment in the Fund described in this report carries a substantial degree of risk and places your capital at risk. The price and value of investments can go down as well as up. Your investment may be subject to a redemption fee. You may not get back the original amount invested and you may lose all of your investment. Strategies discussed are subject to change at any time by the manager in its discretion due to market conditions or opportunities. Full details can be found in the Prospectus.

This document is an advertisement for marketing purposes. Before subscribing, please read the prospectus and the key information document for packaged retail and insurance-based investment products (the "PRIIPs KID") or, for UK investors, the key investor information document (the "UCITS KIID"). Full details can be found in the Prospectus.

Shares in the Fund are offered only on the basis of information contained in the prospectus, PRIIPs KID, for UK investors the UCITS KIID, and the latest annual audited accounts. Copies are available free of charge from Brandes Investment Partners (Europe) Limited at Alexandra House, The Sweepstakes, Ballsbridge, Dublin, D04 C7H2, Ireland or on <https://www.brandes.com/ucits/resources>. The PRIIPs KID and UCITS KIID are available in English, Dutch, French, German and Spanish. The prospectus is available in English and German. For a summary of Shareholder Rights, go to <https://www.brandes.com/docs/publication/handout/shareholderrightssummaryucits>. Full details can be found in the Prospectus.

The Fund is recognised in the UK under the Overseas Funds Regime but is not a UK authorised fund. Neither the Operator nor the Depositary are covered by the UK Financial Ombudsman Service or Financial Services Compensation Scheme. Shareholders will therefore not benefit from the protections provided by the United Kingdom regulatory system, such as the ability to seek redress in the UK following a complaint. Recipients of this report should consider obtaining financial advice before deciding to invest. **This financial promotion has been approved by The Funds Collective (FRN 1001386) on 12/12/2025.**

The Fund Documents may be obtained without cost by contacting the Administrator for the Fund, your Financial Representative, or at the offices of the paying agent or representative in each jurisdiction. Austria, Belgium, France, Germany, Luxembourg, Netherlands, and the United Kingdom: FE fundinfo (Luxembourg) S.à.r.l., 6 Boulevard des Lumières, Belvaux, 4369 Luxembourg. Spain: Allfunds Bank, S.A., Estafeta 6, la Moraleja, Complejo Plaza de la Fuente, Alcobendas, Madrid, Spain. Switzerland: Representative and Paying Agent: BNP Paribas Securities Services, Paris, succursale de Zurich, Selnaustrasse 16, CH-8002 Zurich, Switzerland. Please note that not all share classes are available in each of the foregoing jurisdictions listed above. All official documentation is also available at www.brandes.com/ucits and you may obtain updated information on the net asset value of the relevant shares at www.fundinfo.com. This report may not be used in any jurisdiction except under circumstances that will result in compliance with any applicable laws and regulations. The fund is not offered or sold to "U.S. Persons" as defined in Regulation S of the U.S. Securities Act of 1933. This report is reserved for professional clients as defined by the European Directive 2004/39/EC dated 21 April 2004 (MiFID) and is not for retail distribution. Brandes Investment Partners (Europe) Limited is regulated by the Central Bank of Ireland and is registered in Ireland at the below address. Registration number 510203.